



**Welcome  
to  
Kindergarten!**



# Kindergarten Team



**Attendance  
Is  
Important!**

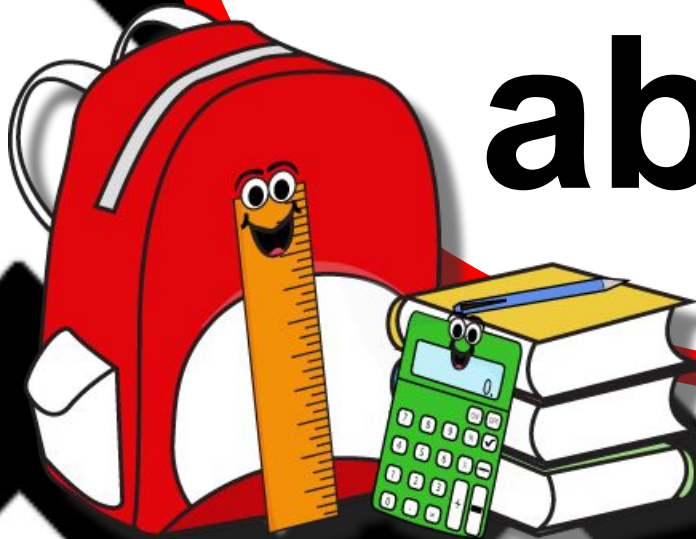



# Attendance is Important



The first bell rings at 8:00. The tardy bell rings at 8:10. We encourage you to have your student here on time. When the children come on time and ready for the day, they are able to feel comfortable and free of worry.

**What happens  
when I am  
absent?**







# Attendance is Important

Most of what we learn is hands on and learning stations. When students are absent they miss out on that days learning.



# Dress Code & Expectations





# Dress Code



You may find a copy online at  
[www.birdvilleschools.net](http://www.birdvilleschools.net)

Shirts must exceed the waistband


No straps less than 2 inches wide

No flip-flops or slides

Shorts to fingertips

**Please practice tying shoes,  
buttoning and zipping pants at home!**

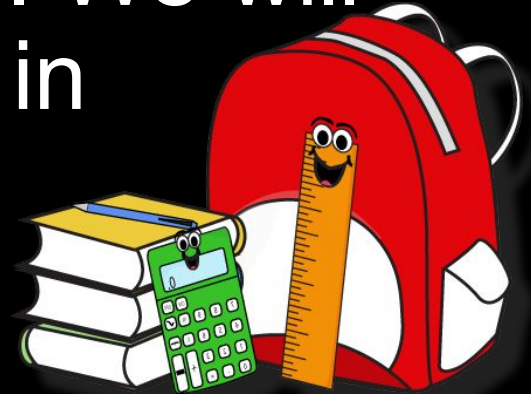





# Dress Code



Please dress your child in clothing that they can easily snap or zip. Please make sure they can button their pants independently. Many times the children have accidents because they cannot get a belt off or unclip overalls. We will ask for an extra set of clothes in case of spills or accidents.



# Classroom Rules




# Classroom Rules

- Be kind to each other.
- Be honest.
- Listen to your teacher.
- Follow directions quietly.
- Raise your hand and wait before speaking.



# Responsibility





# Responsibility




We are trying to teach the kindergarten students responsibility as well as good work and study habits they will use in the future.

You can help by encouraging independence and giving your child jobs at home. Encourage them to do things for themselves and experience that sense of pride and accomplishment.




# Field Trips






# Field Trips



We plan several field trips a year. Sometimes we need parent volunteers to assist on these trips. If you would like to participate in the field trips, you must complete an online volunteer application with the district. We encourage you to do this at the beginning so you will have the option to volunteer.

# Expectations





# Expectations


- Respect yourself



- Respect property



- Respect others



- Respect learning




# Your Child's Learning



# Writing


The goal of writing is to help our young students become better writers, which will ultimately lead them to become better readers as well.



# Writing by the end of kindergarten




I Love to go to Chrissy's  
farm and she lets me ride a  
horse and pet the horse.  
And some times she lets me  
hold a baby chicks.  
And she lets me see  
the pig.



# How can you help?

- Practice writing letters correctly.
- Encourage your child to draw pictures and add details.
- Ask your child to tell you a story about their picture.
- Encourage your child to talk and answer questions with complete sentences.




# Reading by the end of kindergarten



A car stopped behind the truck.  
"Why are we stopping?"  
said the car driver.

4



A mother duck and her babies  
went across the street.



# How can you help?

- Read with your child daily.
- Point to the words.
- Practice your letters and sounds.
- Find letters and words EVERYWHERE!

(Cereal boxes, signs, closed caption on the TV)





# Social Studies





# Science




# Math

## How can you help?

- Count, count and count!
- Count objects.
- Have them write or trace numbers.
- Practice counting to 20, then 50, then 100!
- Add things together and take them apart.



**How can I help  
my child be  
ready?**



# Establish Routines

Start practicing these  
before school starts





# ZZZZZZZ'S

**The National Sleep Foundation recommends  
10 -13 hours of sleep a night.**


## **Sleep Tips for Kindergarteners**

- Maintain a regular and consistent sleep schedule.
- Have a relaxing bedtime routine that ends in the room where the child sleeps.
- Child should sleep in the same sleeping environment every night, in a room that is cool, quiet and dark – and without a TV or device.




# ZZZZZZ'S

Make sure that your child gets plenty of rest. Setting and keeping a bedtime is a wonderful gift you can give to your child. It will help them to be alert and ready to learn each day.



# Calendar Of Activities



# Calendar and Support Tools

We have included a calendar of activities that will help your child be ready for kindergarten.

Included in the handout are checklists, alphabet charts, number charts, sight words etc.





# Kindergarten Readiness



**Feel free to pick, choose, and do different activities on different days.  
Repeat the activities that your child enjoys often!**

Write your child's name in color. Have your child trace in other colors.	Read a book and find letters from your child's name.	Read a fairy tale or folk tale and talk about it. Use complete sentences.	Make number cards 1-10 and practice saying them	Practice writing the alphabet.	Practice saying your name and then write your name beginning with a capital and the rest lower case letters.	Practice counting to 50.
Make alphabet cards and practice saying them.	Write your first name, cut it apart, put it back together, repeat, repeat.	Practice cutting paper with scissors.	Makeup a story together.	Read a book and have your child move a finger under the words.	Write your name and your child's name. Tell which is which. Name the letters.	Look in the newspaper for all the letters in your name. Cut them out & glue them in order.
Find and count all of the squares in your house.	Find and count all of the circles in your house.	Find and count all of the rectangles in your house.	Point out letters in stores and on food cans and boxes, name the letters.	Write your name using outside chalk.	Talk about colors and make a list of what is red, green, etc.	Name three words that rhyme with dog.
Write a letter to a friend or relative	Practice writing your name with different color crayons or markers	Sing the ABC song while looking and touching the ABC chart.	Count how many days until school starts.	Practice tying your shoes.	Give your child crayons, safety scissors, paper, and plenty of time.	Name three words that rhyme with book
Think of words that start with the same letter as your name.	Draw a circle, square, triangle, and rectangle.	Write the numbers you see on the calendar.	Name three words that rhyme with bat.	Count with your child and point to the numbers.	Give your child a set of three simple directions and see if they can follow them.	Read a book and talk about the characters and the setting.

## Top 15 Things Every Child Should Know Before Entering Kindergarten

1. Be able to state first and last name when asked.
2. Be able to write first name with first letter upper case and remaining letters lower case
3. Use appropriate three-finger grasp when using writing instruments (pencils, crayons and scissors)
4. Count to at least thirty and tells what number comes before or after a given number to 20.
5. Know all the letters in their first name.
6. Identify basic geometric shapes (triangle, circle, square, rectangle, oval, star, rhombus (diamond) and heart)
7. Know basic colors (red, blue, green, yellow, orange, purple, black, white, brown, pink)
8. Identify numerals 1-10 in random order.
9. Make most letter/sound matches.
10. Identify most upper and lower case letters.
11. Use finger to accurately touch count items to ten.
12. Knows concepts of print (front and back of book, which page comes first, track words left to right).
13. Be able to rhyme words.
14. Retells simple stories in sequence.
15. When given a word (“man”) and a new beginning sound (/f/), creates the familiar word (“fan”)

### Socially Your child should be able to

1. Adjust own clothing before and after using restroom.
2. Use restroom independently including washing hands without reminder.
3. Take off and put on outer clothing
4. Sit for a story for 5-10 minutes
5. Clean up after themselves
6. Shares materials and toys with other children. 7.
7. Attend kindergarten with a positive attitude
8. Be confident and ready to separate from parent.
9. Be able to listen and follow 2-3 step directions.
10. Be able to solve problems without aggression.

### Help Prepare Your Child by:

1. Going to interesting places such as the beach, park, zoo, airport, farm or lake.
2. Encourage your children to observe and talk about their experiences, as conversations with adults who care enrich a child's vocabulary and understanding of world.
3. Make eye contact with your child while listening to them speak, showing them that you value what they say.
4. Expose your child to many kinds of literature by reading to them daily.
5. Praise and encourage your child's efforts and curiosity, knowing that from mistakes come learning and confidence. Criticism can discourage children from trying new things and lower self confidence.

# Getting Ready for school:

Starting kindergarten is exciting for children and parents. Here are some things you can do to ensure a smooth transition and set the stage for successful experiences and lifelong learning.

1. Put together a school folder for registration:

- a) Child's birth certificate.
- b) Child's Social Security Card or passport.
- c) Verification of residency-copy of bill is adequate.
- d) Current immunization record.
- e) Parent/Guardian photo id
- f) Emergency contact information.

. Next steps for parents:

A. Go on to Skyward and register as a new student.

<https://familyaccess.birdvilleschools.net/scripts/wsisa.dll/WService=wsEPlus/skyenroll.w>

B. Scan a proof of residency for your campus and send that to the attendance clerk, [Melissa.Oggier@Birdvilleschools.net](mailto:Melissa.Oggier@Birdvilleschools.net). The other documents will be collected at a later date this summer.

The other documents include:

- Birth Certificate
- Parent/Guardian Photo ID
- Immunization records
- Social Security Card or Passport

C. If parents are not sure which school their child would attend for Kindergarten, they can click on the link below:

<https://webquery.birdvilleschools.net/livewqweb/webquery/>

Principal: Mr. Bartlett

Donald.Bartlett@birdvilleschools.net

Go online to register and then send a picture or scan your proof of residence with your students full name in the subject line to [melissa.oggier@birdvilleschools.net](mailto:melissa.oggier@birdvilleschools.net)

\*You will need to provide the rest of the documents (located on the previous slide) at a later date. Please have them ready and available. It will make the process easier.

We are so excited to meet our new little Bobcats!!

**Any  
questions?**

